



### O URETEROSCOPE SPECIFICATIONS

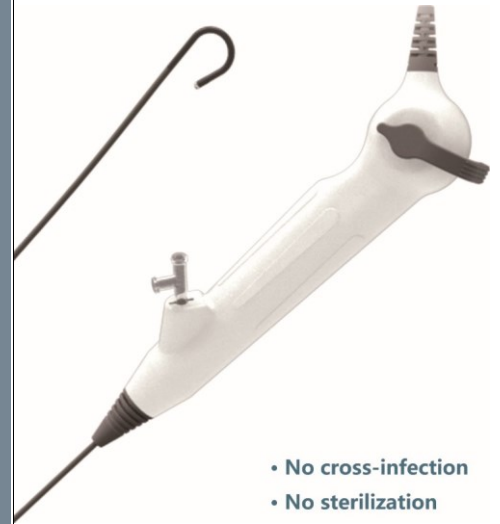
Field of View	1000
Direction of View	Forward
Depth of Field	2 - 50mm
Distal Tip Diameter	7.4Fr
Insertion Tube Outer Diameter	8.6Fr
Working Channel Diameter	3.6Fr
Angulation Range	275° Up / 275° Down
Working Length of Shaft	670mm
Total Length	905mm

### O IMAGE SYSTEM SPECIFICATIONS

Voltage	AC 100-240V
Frequency	50/60Hz
Key Functions	Brightness Increase
	Brightness Decrease
	Zoom
	Image Freezing
Video Output	White Balance
	CVBS/HDMI Output to Monitor
	USB Output to Computer
Dimensions	Width 32.5cm x Height 6.5cm x Depth 30.5cm
Weight	2.7kg

# OW Medical

WiScope@Single-Use  
Digital Flexible Ureteroscope



- No cross-infection
- No sterilization
- No maintenance




## CONTACT

OTU Medical Inc.  
1828 Bering Dr, San Jose, CA 95112, USA  
www.otumed.com  
sales@otumed.com

Bring smart views to One Time Use (OTU) surgical devices

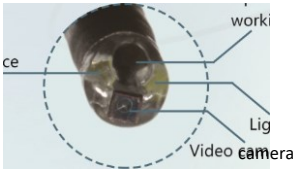
© MODELS

OTU-IOOSR: Right-Hand Standard Deflection  
 OTU-IOORR: Right-Hand Reverse Deflection  
 OTU-IOOSL: Left-Hand Standard Deflection  
 OTU-IOORL: Left-Hand Reverse Deflection



7.4Fr distal tip

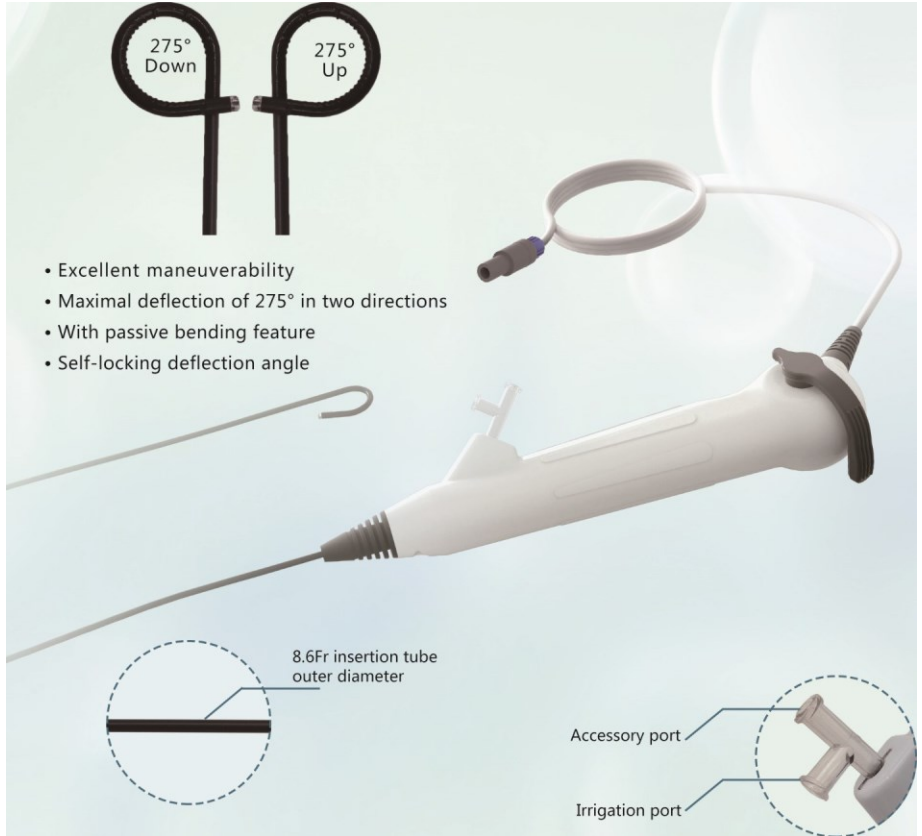
- Bullet-like outline design for easy insertion



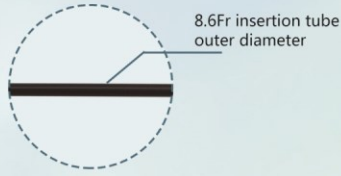
Opening of working channel  
 Lighting

Lighting source

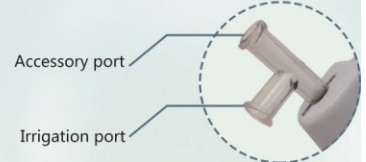
- Image resolution of 100×400 pixels
- Multilevel illumination adjustment
- The ultra-thin insertion tube facilitates operations and minimizes patient injury risks.
- implementation of hand movements through to the distal end
- Allows passage of accessory instruments and rapid fluid injection respectively during procedures.



- Excellent maneuverability
- Maximal deflection of 275° in two directions
- With passive bending feature
- Self-locking deflection angle



8.6Fr insertion tube outer diameter



Accessory port  
 Irrigation port